

Industravac® Series D, Stationary Models



Vacuum Producer

- Multi-stage centrifugal
- Standard overhung direct drive
- 8 in. flanged upblast exhaust
- Sound pressure level from 85 dBA at 3 feet
- Factory performance tested

Motor

- 25, 30 or 40 hp, 3500 rpm
- 230/460 volt, 3 phase, 60 Hz
- Open drip-proof
- Bearing life: 100,000 hours (L-10)

Separator

- Tubular bag separator, shaker type: 36 in. dia.
- Multiple inverted filter bags: Quantity 24
- Filter bag area: 129 sq. ft.
- Filter bag material: cotton sateen (Part No. BVA-90044)
- Filter bag diameter: 5 in. (Cat. No. 5575-N)
- External manual filter bag shaker
- Large, hinged inspection door
- Removable dirt can, cam actuated, capacity: 7 1/2 cu. ft.
- Average filtration efficiency: 99.9% at 3 microns
- Dual axial inlets with target plate:
 - primary inlet—6 in. tubing with sleeve
 - secondary inlet—inlet valve (Part No. VLV-90083) for 1 1/2 in. diameter hose

Base

- Stationary ■ common frame with mounting pads

Available Options

- TEFC and explosion-proof motors
- Outlet blast gate and silencer
- NEMA 4, 7, and 9 starter enclosures
- Grounded filter bags
- Cotton twill (Part No. BVA-90043) or other filter bag materials
- Dirt can liners (with equalizing line)
- Motor operated filter bag shaker
- Rear primary inlet position

Materials of Construction

- Casing, separator, base, dirt can: ASTM A569 hot-rolled steel
- Impellers: 5052-H34 aluminum
- Shaft: AISI-1045 hot-rolled bar steel
- Finish: epoxy primer with Spencer blue urethane topcoat

Performance Data

Volume (SCFM)	Vacuum (In. Hg)	Motor Hp	Catalog Number	Shipping Weight (lb.)
740	7.6	30	SD-430B	2000
820	8.9	40	SD-540B	2050
1000	5.0	25	SD-325B	1950
1080	6.8	40	SD-440B	2030

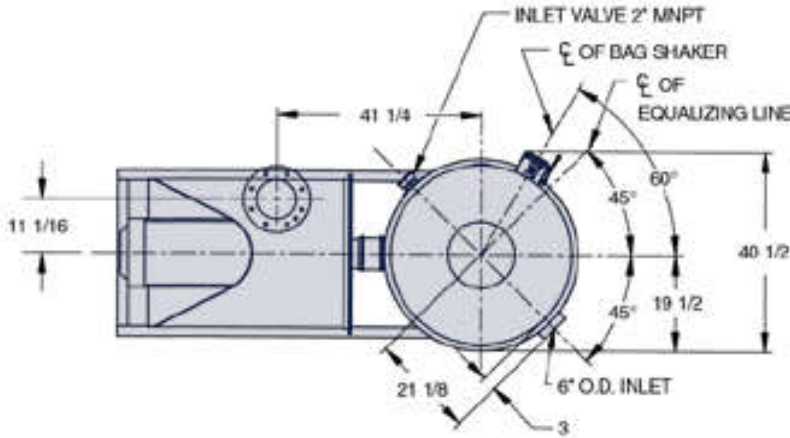
Performance based on 70°F inlet temperature at sea level.

Industravac®

Series D

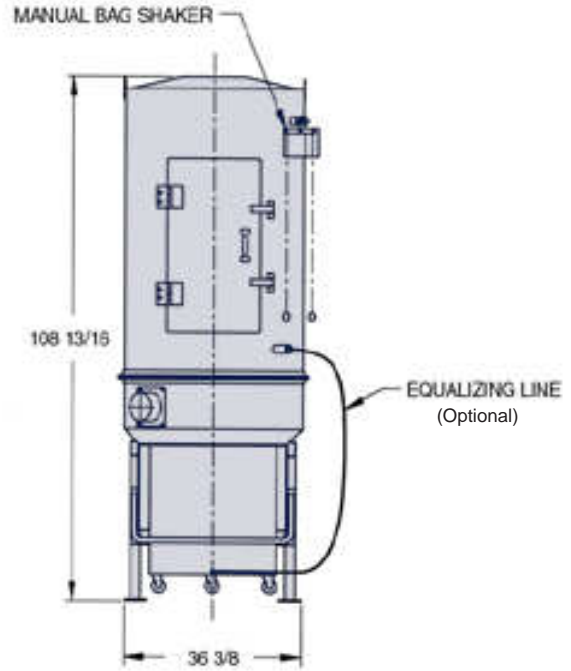
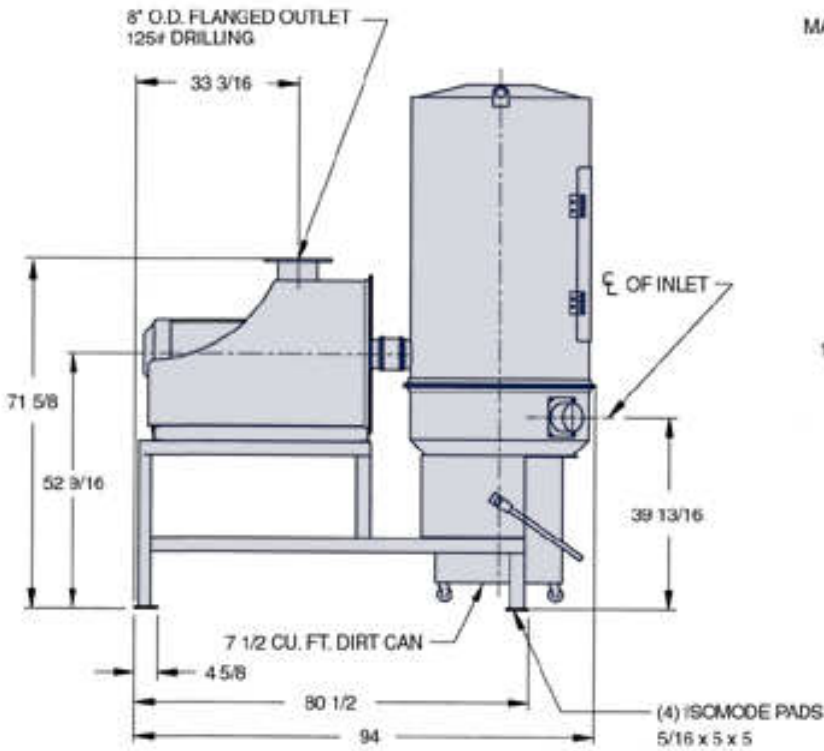
Dimensions All dimensions are in inches.

Note: Industravac® Series D vacuum units are shipped in two pieces. Separator must be attached to the frame and vacuum producer at installation.



Certified Preliminary

Installation _____
 Customer _____
 Customer Order No. _____
 Spencer Machine No. _____
 Catalog No. _____
 By _____ Date _____



Performance Data

Volume (SCFM) _____
 Vacuum (In. Hg) _____
 Discharge Pressure (PSIA) _____
 Inlet Temperature (°F) _____

Motor Data

HP _____ RPM _____
 Voltage _____
 Phase _____ Hz _____
 Enclosure _____

Separator Filter Data

Area: 129 sq. ft.
 Bag Quantity: 24
 Bag Catalog No.: 5575-N
 Bag Material: _____



The Spencer Turbine Company, 600 Day Hill Road, Windsor, CT 06095-4706

TEL 800-232-4321 ♦ 860-688-8361 ♦ FAX 860-688-0098 ♦ www.spencerturbine.com